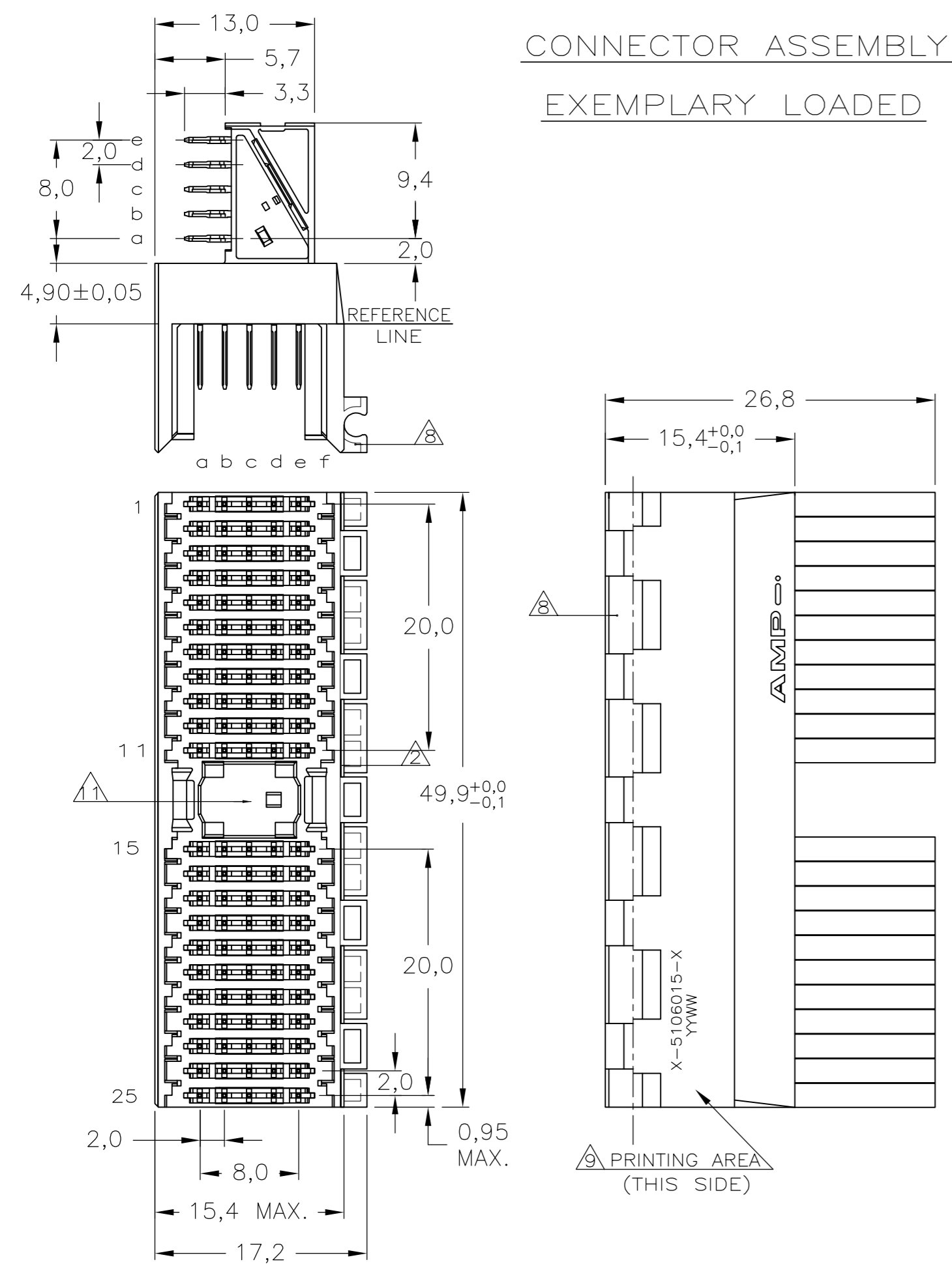
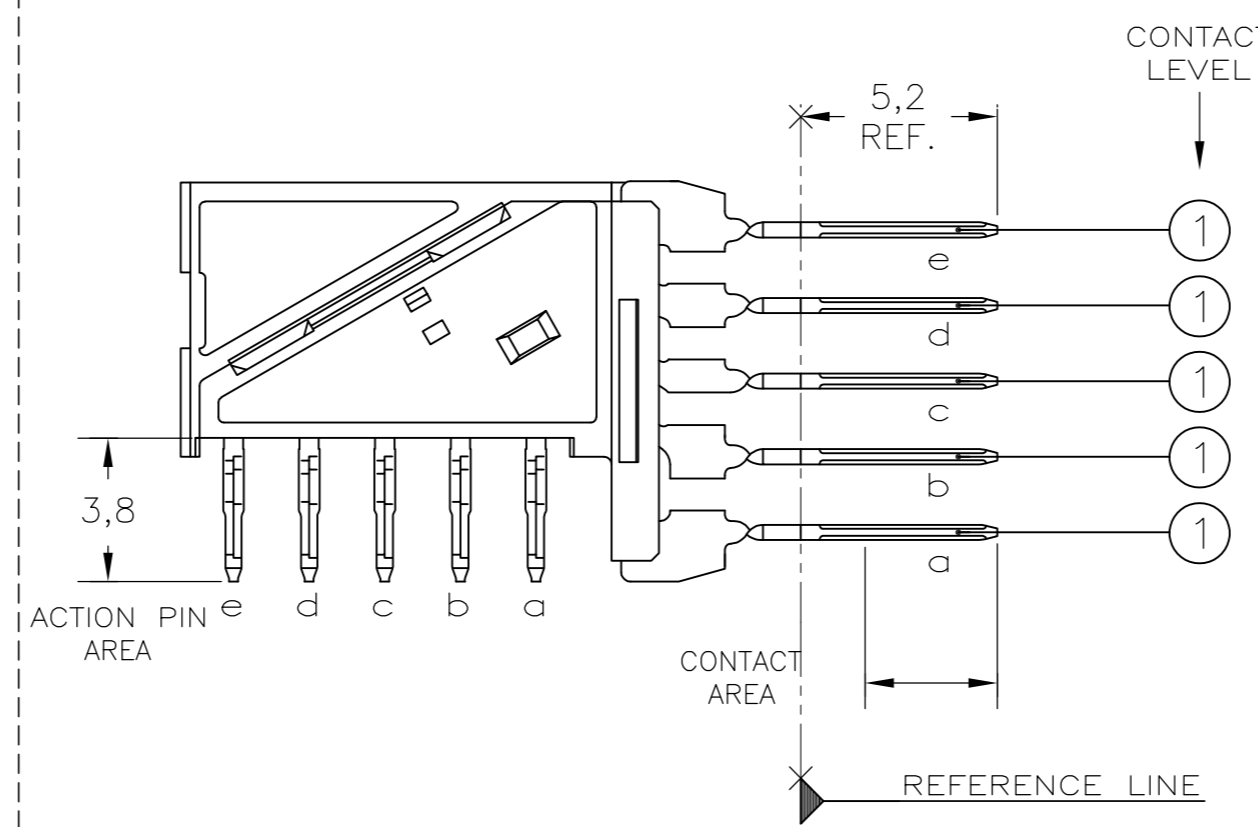


THIS DRAWING IS UNPUBLISHED. RELEASED FOR PUBLICATION
 © COPYRIGHT - By - ALL RIGHTS RESERVED.

CONNECTOR ASSEMBLY EXEMPLARY LOADED

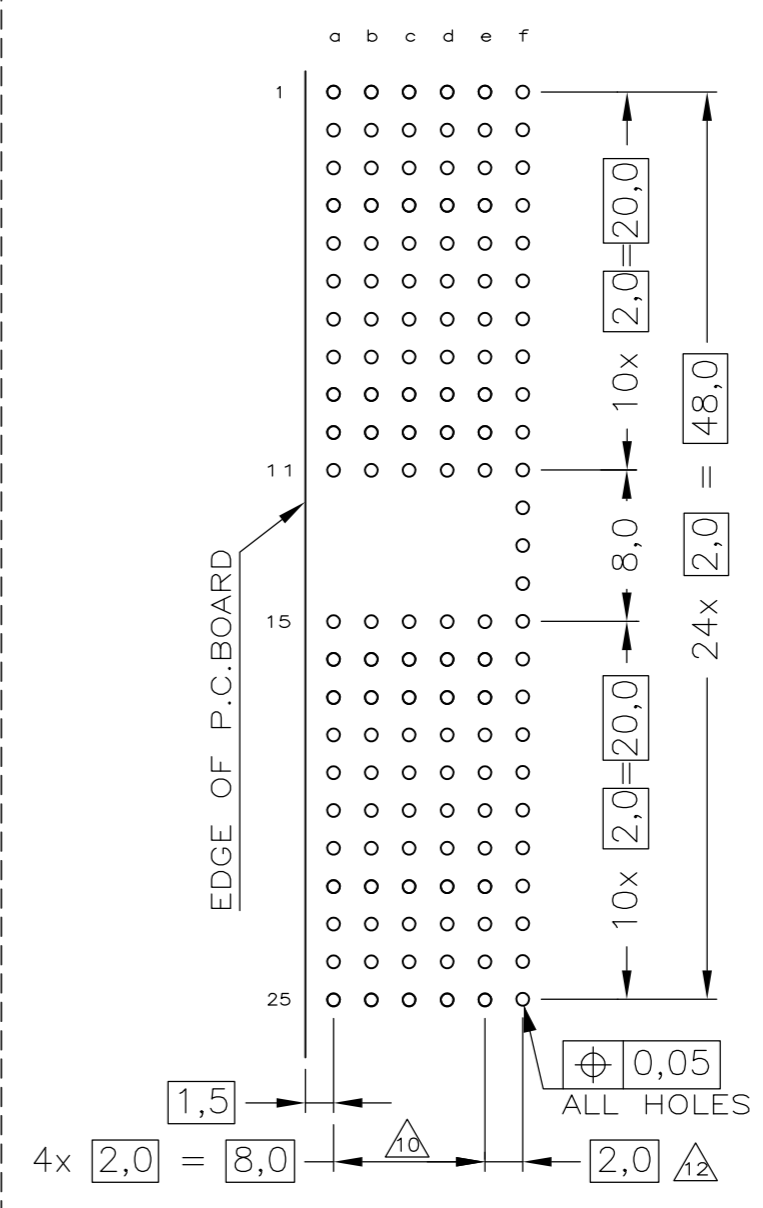


CONTACT DIMENSIONS

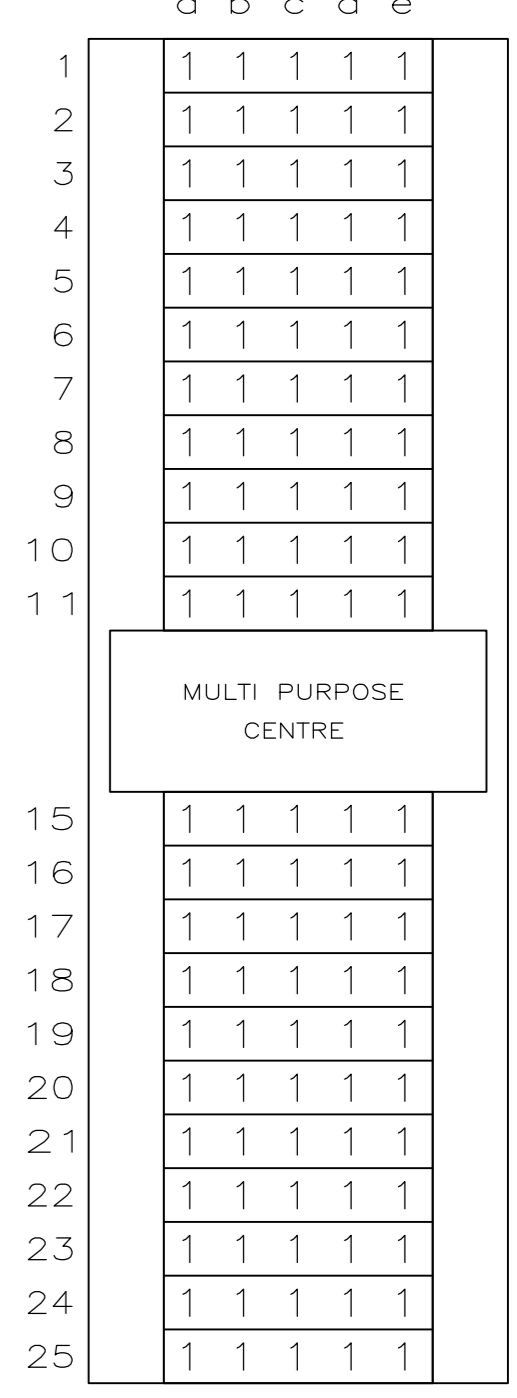


LOC	DIST	REVISIONS			
P	LTR	DESCRIPTION	DATE	DWN	APVD
H	-	REVISED PER ECO-13-010456	25JUN2013	SY	FY

RECOMMENDED PCB-HOLE LAY-OUT COMPONENT SIDE SHOWN



CONTACT LAYOUT



P.C.B. HOLE DIM. ACTION PIN
FOR DETAILS SEE
APPLICATION SPECIFICATION

- NOTES:**
- 1 MATERIAL HOUSING : GREY GLASSFILLED POLYESTER
UL-RATING Ø
CONTACT : PHOSPHORBRONZE
 - 2 GENERAL PLATING SPECIFICATION: UNDERPLATING (ENTIRE CONTACT): 1,27µm NICKEL MIN. AND ACTION PIN: 0,5µm TIN MIN. FOR PLATING OF MATING SURFACES SEE APPLICABLE SPECIFICATION REFERENCE FOR EACH DASH NUMBER.
 - 3 CONFORMS TO ALL TESTING ACCORDING IEC 61076-4-101 PERFORMANCE LEVEL 2.
 - 4 CONFORMS TO ALL TESTING ACCORDING IEC 61076-4-101 PERFORMANCE LEVEL 1.
 - 5 CONNECTOR TESTED AND QUALIFIED AGAINST TELCORDIA GR-1217-CORE QUALITY LEVEL III, CENTRAL OFFICE APPLICATIONS.
 - 6 CONNECTOR TESTED AND QUALIFIED AGAINST TELCORDIA GR-1217-CORE QUALITY LEVEL III, UNCONTROLLED ENVIRONMENT APPLICATIONS.
 - 7 CONNECTOR LUBRICATED WITH TELCORDIA GR-1217-CORE APPROVED LUBRICANT.
 - 8 CONNECTOR ASSEMBLY WITH LATCH HINGE FOR CABLE CONNECTOR.
 - 9 CONNECTOR MARKED WITH PARTNUMBER AND DATECODE
 - 10 PLATED-THROUGH HOLES AT 2x2mm SQUARE GRID.
 - 11 AREA FOR KEYING PART (BASIC PART NUMBER 100525).
 - 12 HOLES IN ROW f FOR POSSIBLE FUTURE USE OF GROUND RETURN SHIELDS. (NOT YET TOOLED)
 - 13 0.76µm MIN. GOLD PLATING AT MATING SURFACE

N	2,3,13	3-5106015-0
Y	2,6	1-5106015-9
N	2	1-5106015-1
Y	2,5	5106015-9
N	2,4	5106015-4
N	2,3	5106015-1
CONSERVATION TREATMENT	CONTACT FINISH	PART NUMBER

THIS DRAWING IS A CONTROLLED DOCUMENT.		DWN K.N.KIRAN 12AUG2004		
DIMENSIONS: mm		CHK B. MOOIJ 23SEP2004		
TOLERANCES UNLESS OTHERWISE SPECIFIED:		APVD B. MOOIJ 23SEP2004	NAME	
0-PLG ± 1-PLG ± ±0.2 2-PLG ± ±0.2 3-PLG ± ±0.2 4-PLG ± ±0.2 ANGLES ± ±0.2 FINISH		PRODUCT SPEC 108-19082	Z-PACK 2mm HM TYPE A 110 POS. RIGHT ANGLE MALE CONNECTOR ASSEMBLY	
MATERIAL		APPLICATION SPEC 114-19029	SIZE A2	CAGE CODE 00779
		WEIGHT -	DRAWING NO C=5106015	RESTRICTED TO -
		CUSTOMER DRAWING	SCALE 5:1	SHEET 1 of 1
			REV D	